



# Botten bekijken

Graaf als paleontoloog dinobotten op.

De kinderen gaan aan het werk als paleontoloog. Met een borstel gaan ze in een bak met zand op zoek naar dinobotten. Op de botten staan letters of getallen.

## Vorbereiding

Gebruik de zandtafel of vul een bak of dienblad met zand. Maak een keuze uit de botten met getallen of letters. Print ze, knip ze uit en lamineer ze. Bedek ze met een laagje zand. Leg borstels (kwasten, nagelborstels) bij de bak met zand klaar. Print de bijbehorende getalkaarten (pagina 9 t/m 12) of woordkaarten (pagina 13 t/m 22).

**Tip!** In plaats van de botten uit dit document te gebruiken, kun je ook getallen of letters op kunststof botten, botten van klei of kiezelstenen schrijven.

## Botten met getallen

- De kinderen pakken een getalkaart en gaan op zoek naar het bot met dit getal.

\*\*\* De kinderen pakken een getalkaart en zoeken het bot met een getal dat één meer of één minder is.

- De kinderen gooien met één of twee dobbelstenen en gaan op zoek naar het bot met het getal gelijk aan het aantal gegooide ogen.

## Botten met letters

- De kinderen pakken een woordkaart en zoeken de letters die dit woord vormen.

zwart De kinderen zoeken de botten met letters die dit woord vormen.

groen De kinderen kijken naar de afbeelding en bedenken wat de laatste klank van dit woord is. Ze zoeken de botten met alle letters van het woord.

oranje De kinderen kijken naar de afbeelding en bedenken wat de eerste klank van dit woord is. Ze zoeken de botten met alle letters van het woord.

blauw De kinderen bedenken wat de middelste klank is en zoeken de botten met alle letters van het woord.


roze De kinderen zoeken alle letters van het woord.

- Schrijf letters op de lege botten. De kinderen gaan op zoek naar de letters van hun naam of die van klasgenootjes.

Veel plezier!

Juf Anke - [www.jufankenl.nl](http://www.jufankenl.nl) -







6



7



8







9



10







b



o



t



p



oo



k



r



u



g



e





n



t







ee



v




i







1




2




3




4




5




6




7




8




9




10

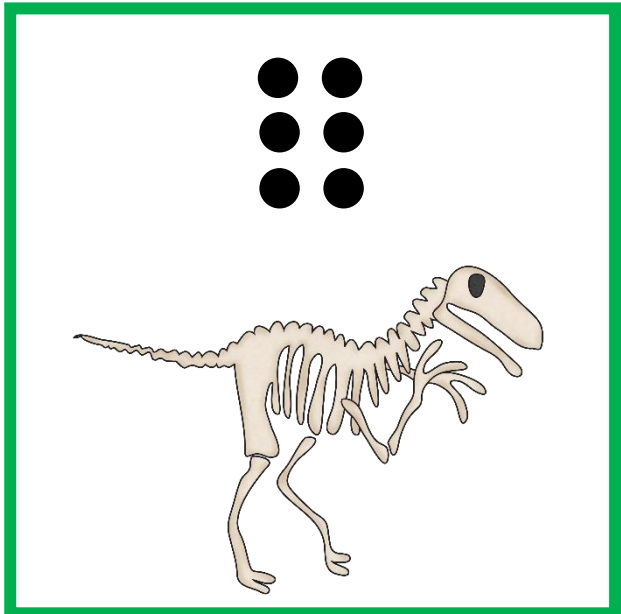
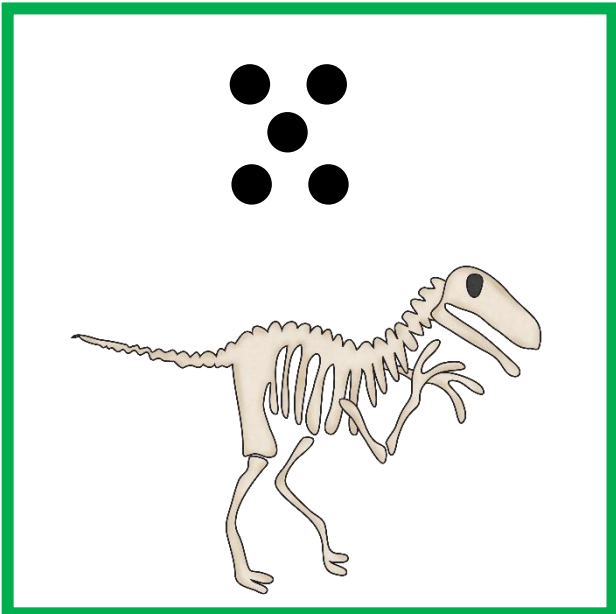
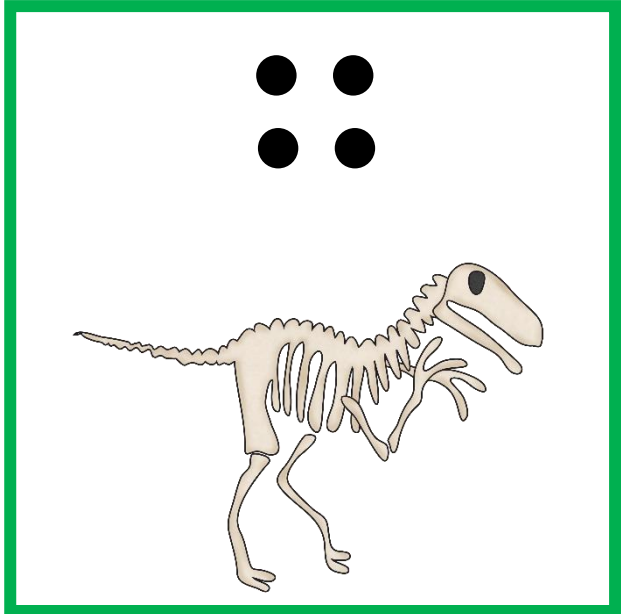
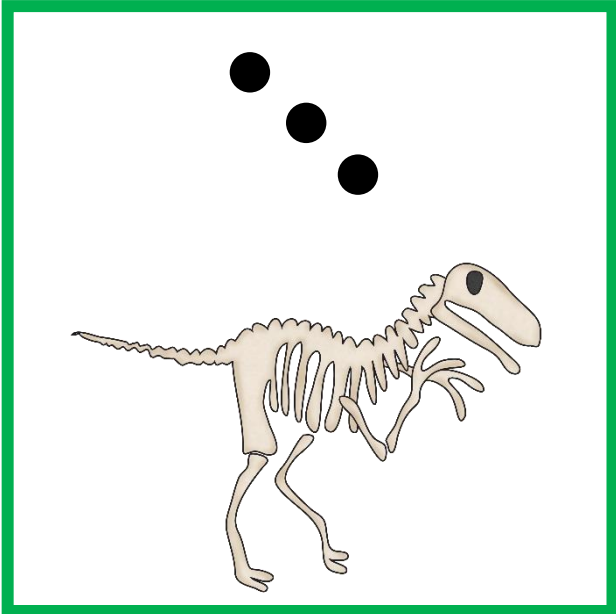
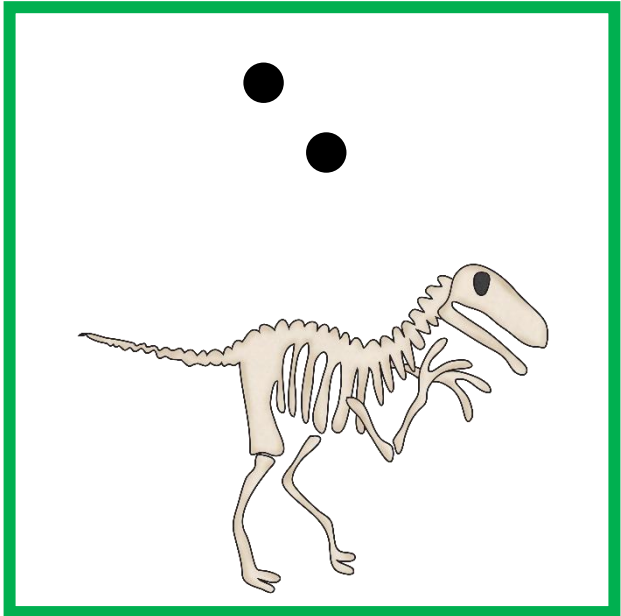



11

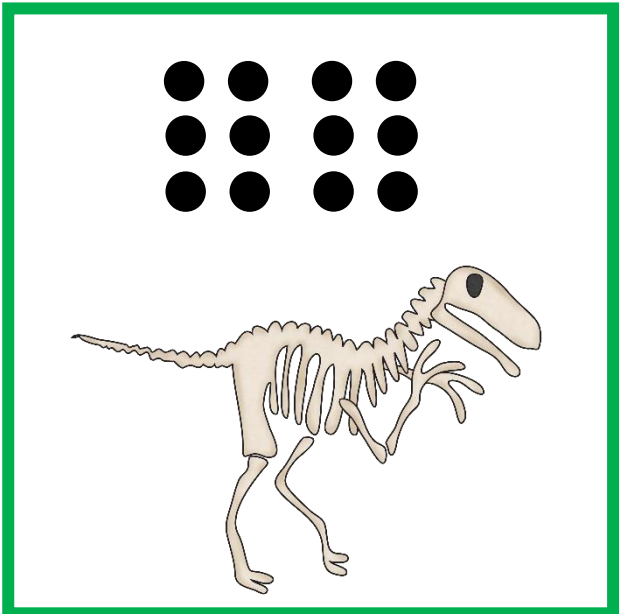
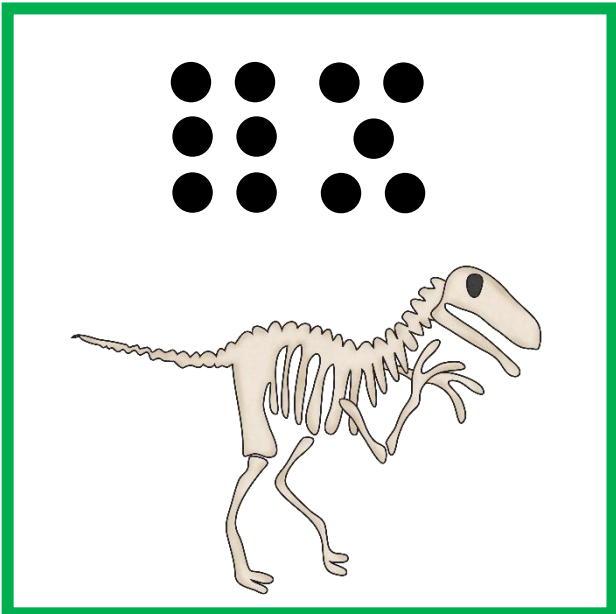
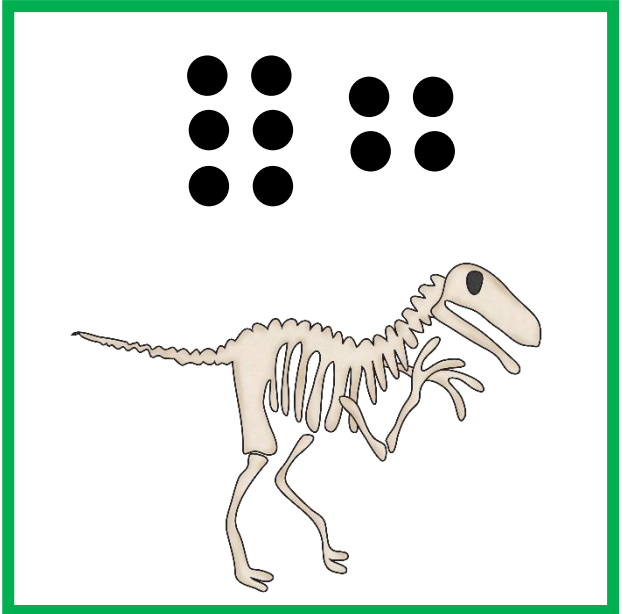
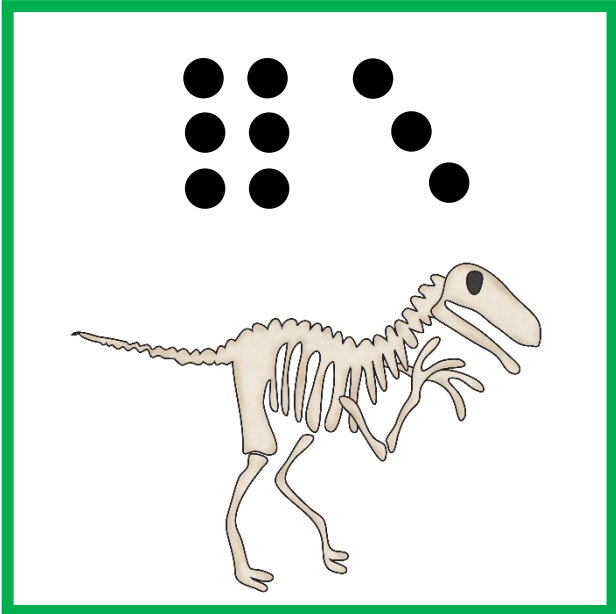
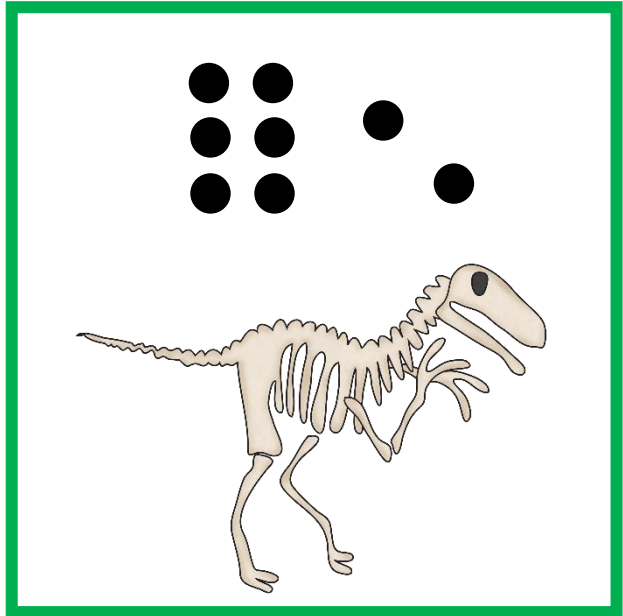
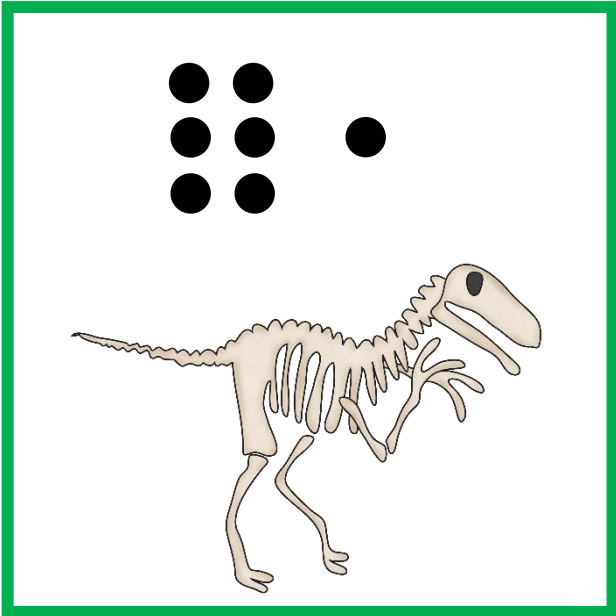


12





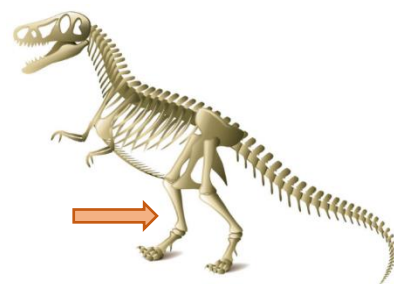




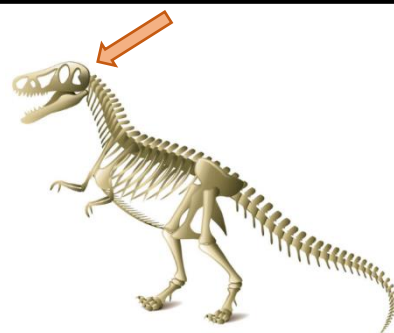
b o t



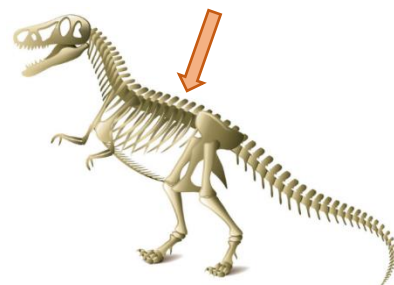
p o o t



k o p



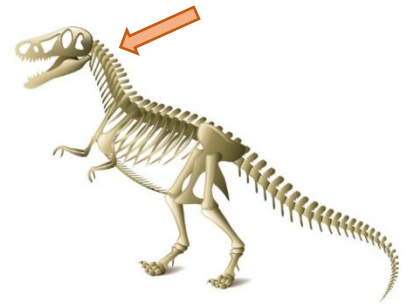
r u g



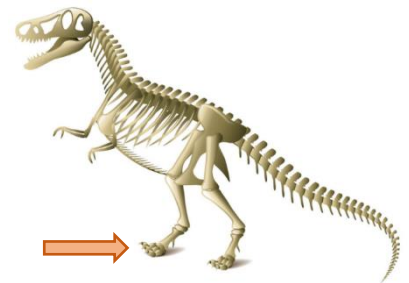
b e k



n e k



t e e n



v i n

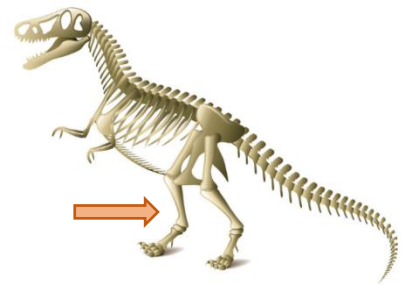





b o .



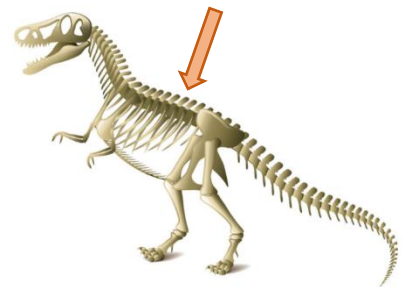
p o o .



k o .




r u .



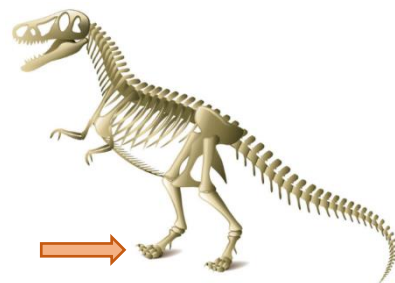
b e .



n e .



t e e .



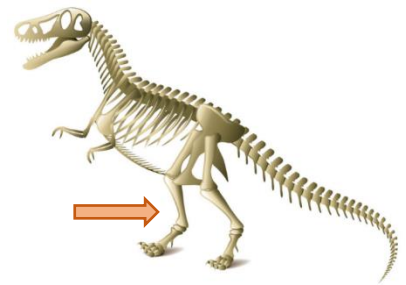
v i .




. o t



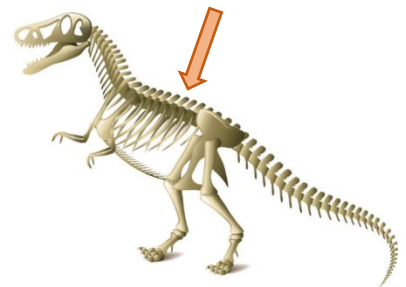
. oo t



. o p



. u g

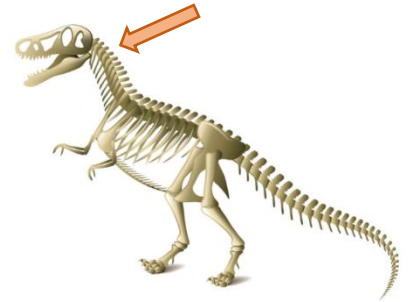




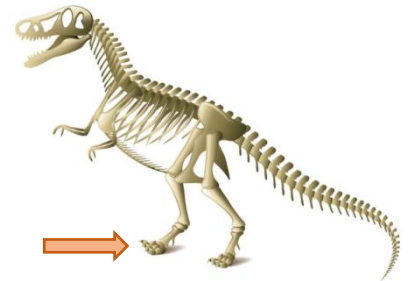
. e k



. e k



. e e n



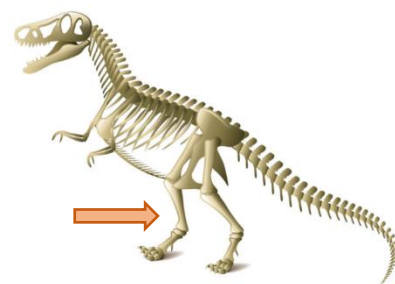
. i n



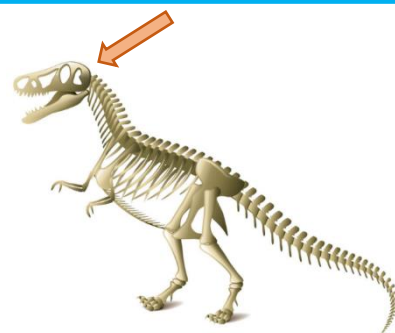
b . t



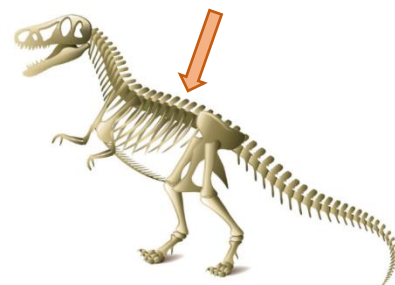
p . t



k . p




r . g



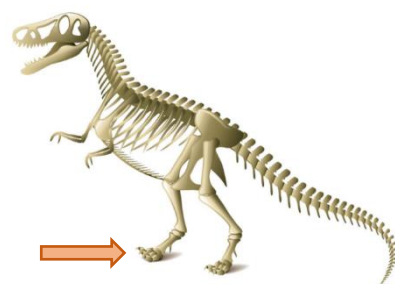
b . k



n . k



t . n



v . n



