


Lunchlijstjes



Het is lunchtijd in de dierentuin.

Tijd voor de verzorgers om de dieren wat lekkers te geven.

Help jij mee met het voeren van de dieren?

- * Maak een dierentuin in de klas. Bouw hokken met blokken uit de bouwhoek.
- * Zet knuffels of speelfiguren van dieren in de hokken. Voor deze activiteit heb je een olifant, giraf, slang, aap, leeuw en panter of tijger nodig.
- * Zet in elk hok een voederbak, bijvoorbeeld een boterkuipje.
- * Zorg voor (tel)dopjes, kraten of propjes papier in de kleuren geel, groen, rood en zwart. Dit is het voer.

Tellen en voeren

Bekijk welke opdrachtkaartjes je gaat gebruiken. Er zijn kaarten met een groene rand (tellen en cijfers tot tien herkennen) en kaarten met een rood/bruine rand (getallen boven tien herkennen en eenvoudige optel- en aftreksommen maken). Print, afhankelijk van je keuze, de pagina's 2, 4, 6, 8, 10, 12 en 14 enkelzijdig. Knip de kaarten los en lamineer ze. De kinderen pakken een opdrachtkaart en voeren de dieren. Ze leggen het juiste aantal (tel)dopjes, kraten of propjes papier in het hok bij het juiste dier.

Klokkijken, tellen en voeren


Print de opdrachtkaartjes van pagina 2 tot en met 7 (groene rand) of 8 tot en met 15 (rood/bruine rand) **dubbelzijdig** en lamineer ze. Knutsel met de kinderen een klok. Teken de grote wijzer op de klok en knip de kleine wijzer uit een stuk karton. Bevestig deze met een splitpen in het midden van de klok. Hang de klok op en span hiernaast een draad. Hang daar de opdrachtkaarten met wasknijpers aan. Zorg ervoor dat de klokken zichtbaar zijn.








De kinderen kijken op de klok. Naar welk getal wijst de kleine wijzer? Ze zoeken de opdrachtkaart waarop dezelfde tijd is te zien en draaien deze om. De kinderen zien wat de dieren op dit tijdstip te eten krijgen. Ze gaan aan het werk. Als de dieren hun voer hebben gekregen, blijft de opdrachtkaart omgekeerd hangen. De kinderen verzetten de klok en gaan door tot alle dieren zijn gevoerd.


Veel plezier!

- www.jufanke.nl -

Afbeeldingen van Scrappin Doodles












2




4




3



1




2



0




2




5




4



5

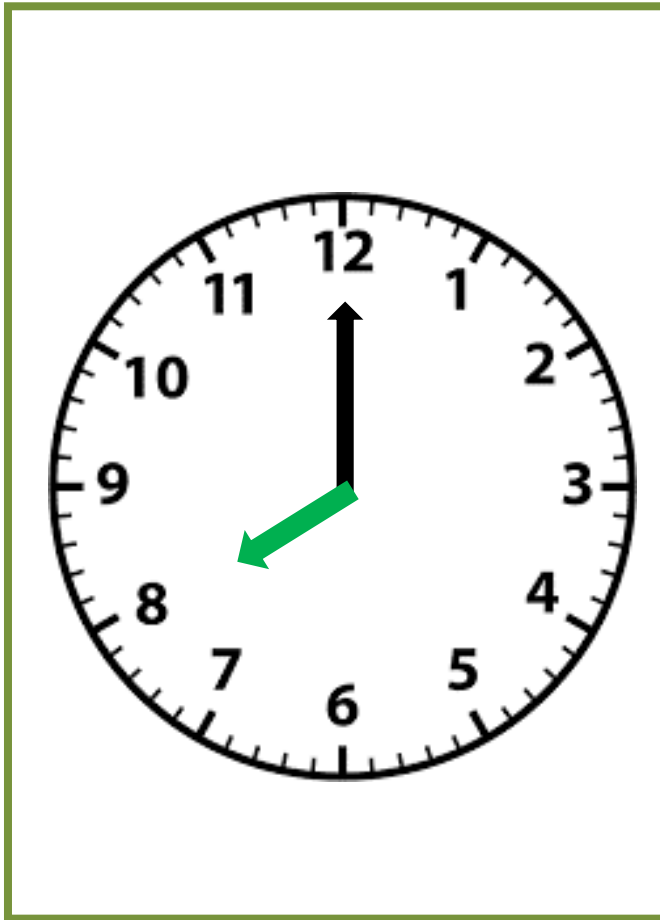
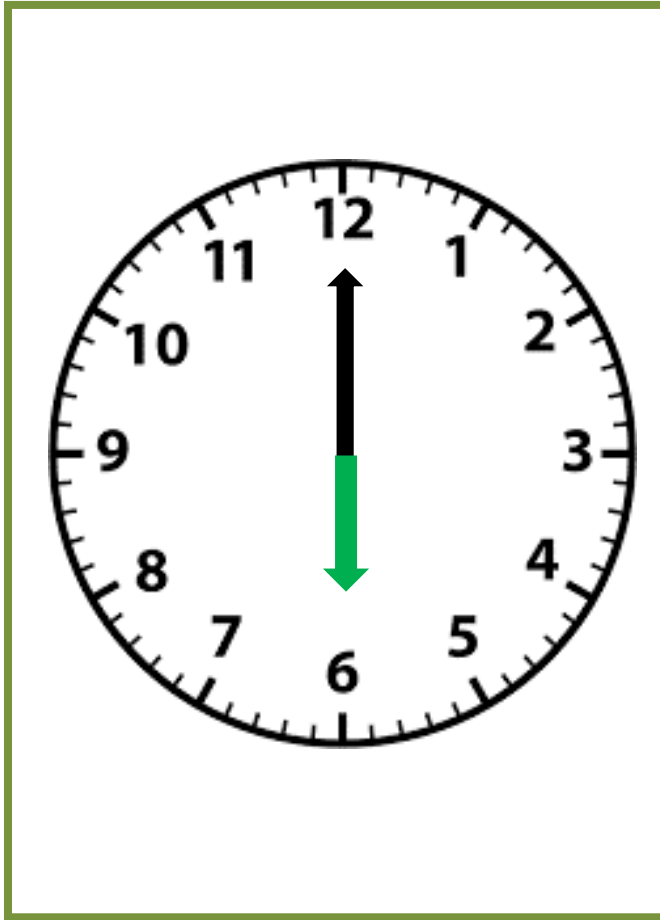




3







1











6  



9  



4  



8  



2  



10  



9  

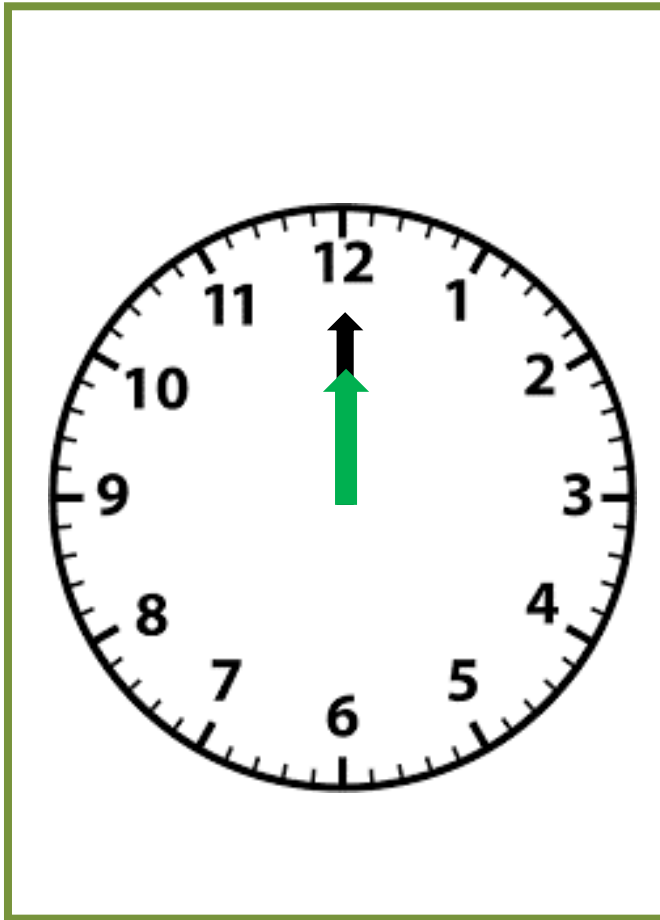
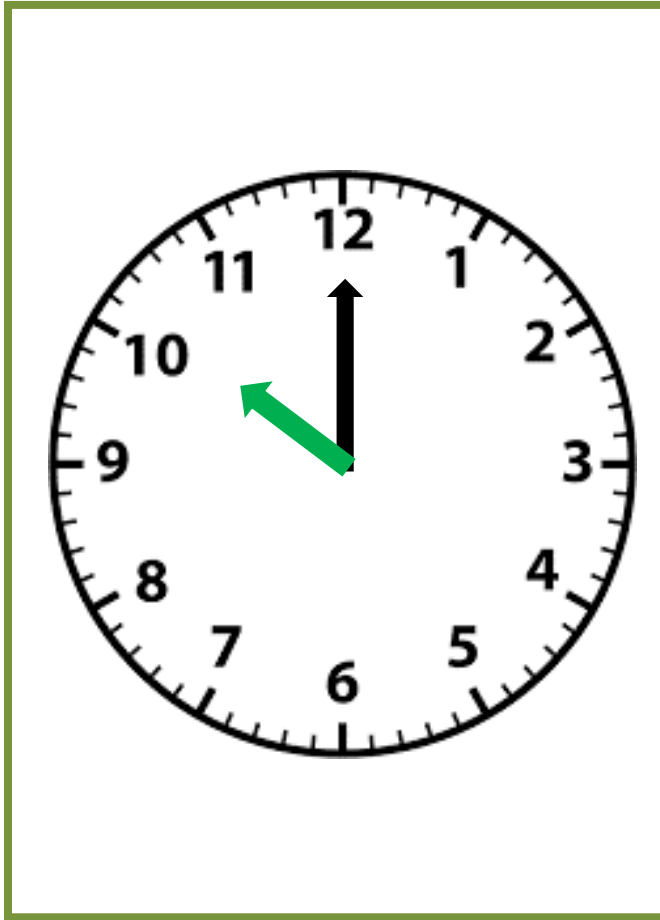
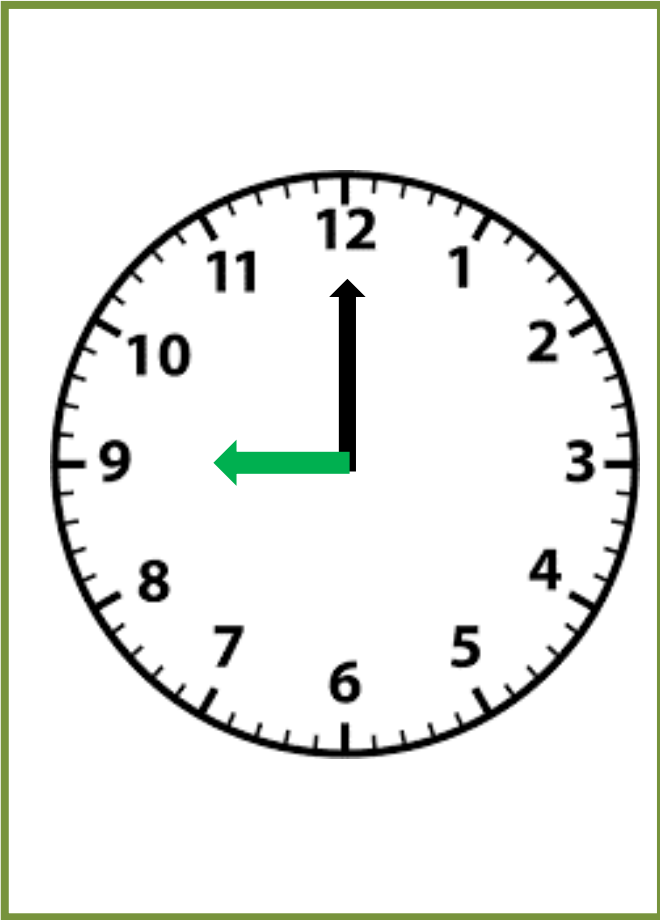
7  

3  

5  

8  

7  






13



11




12





9




10




13



14




11




8



12


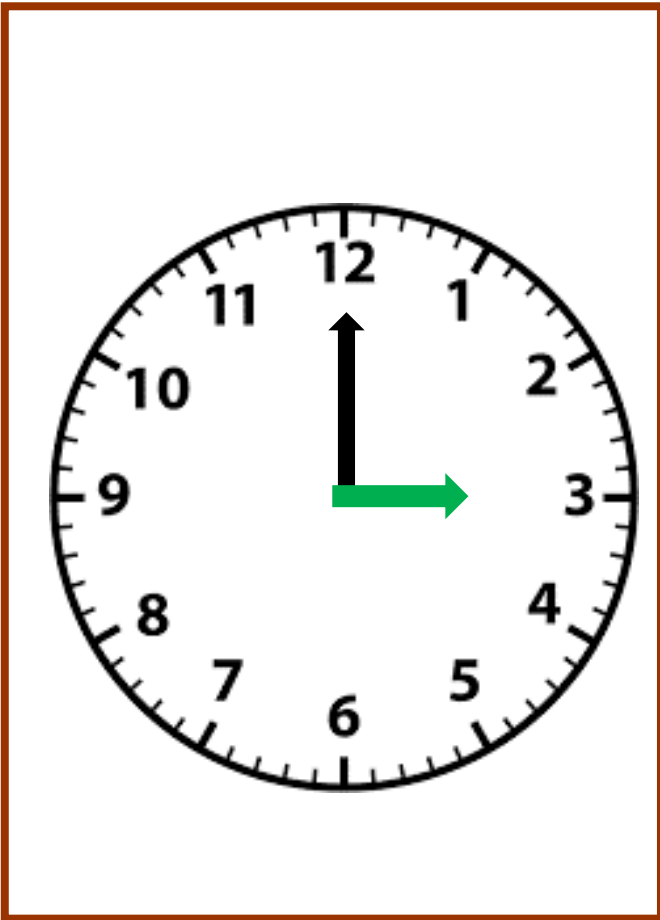

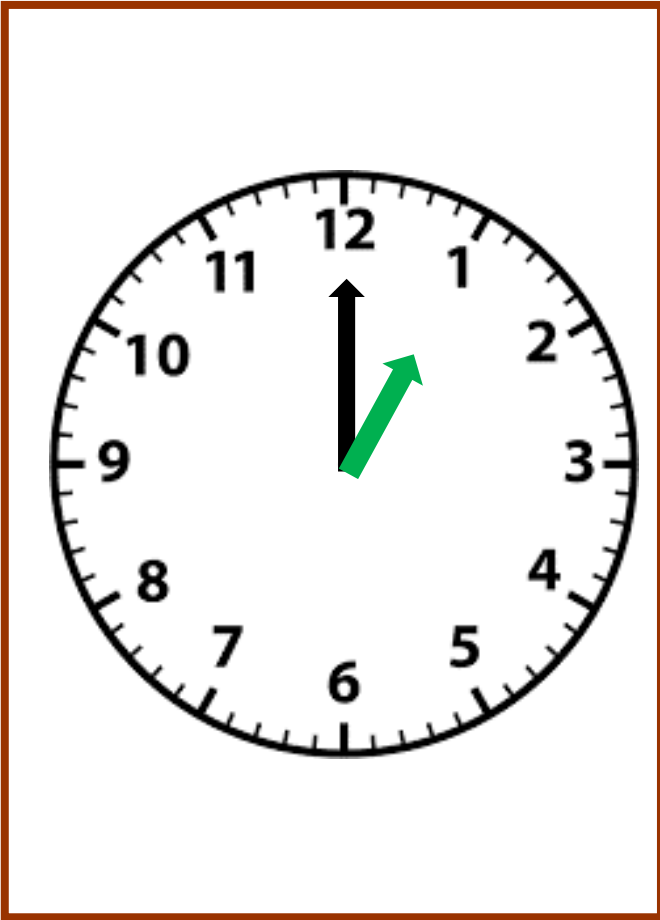


14



15








+ |


5



4





3




+ |


1



0




9



+ |

2



5




7




+ |

10



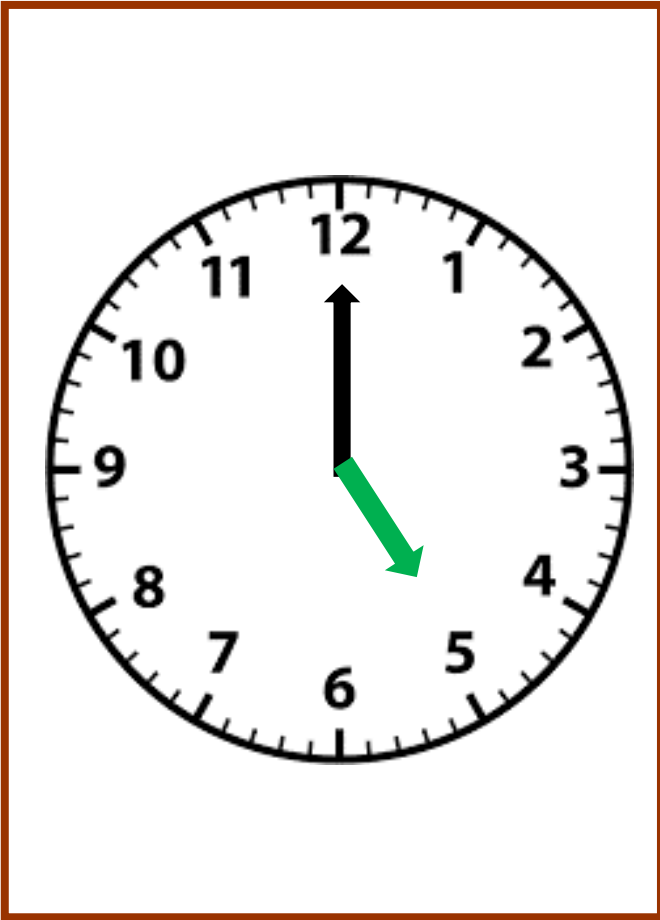



6



8









4




5




3



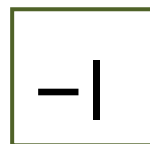
1




9



2



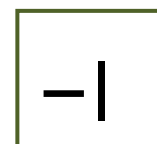

10





6




5



8

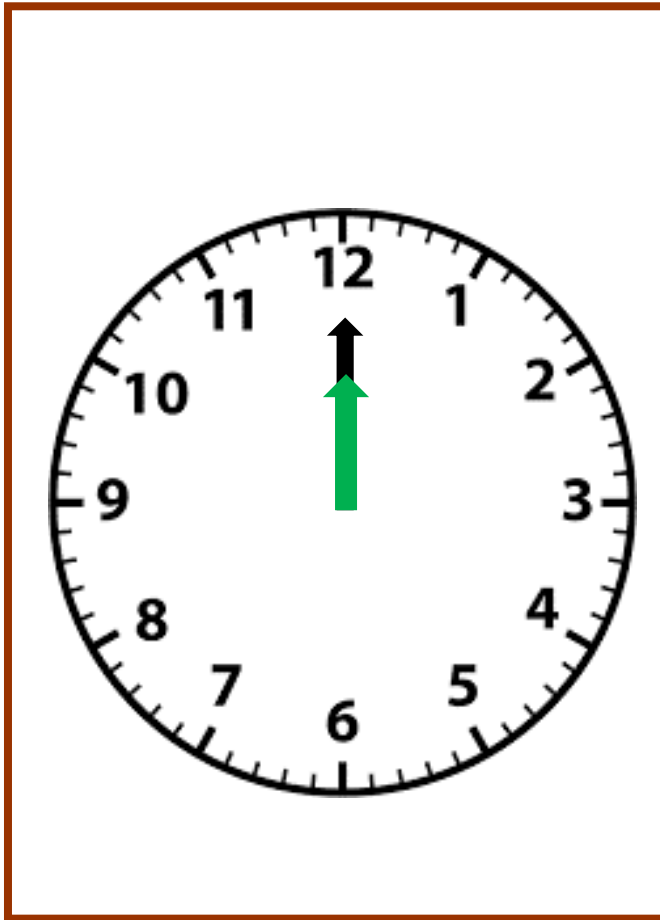
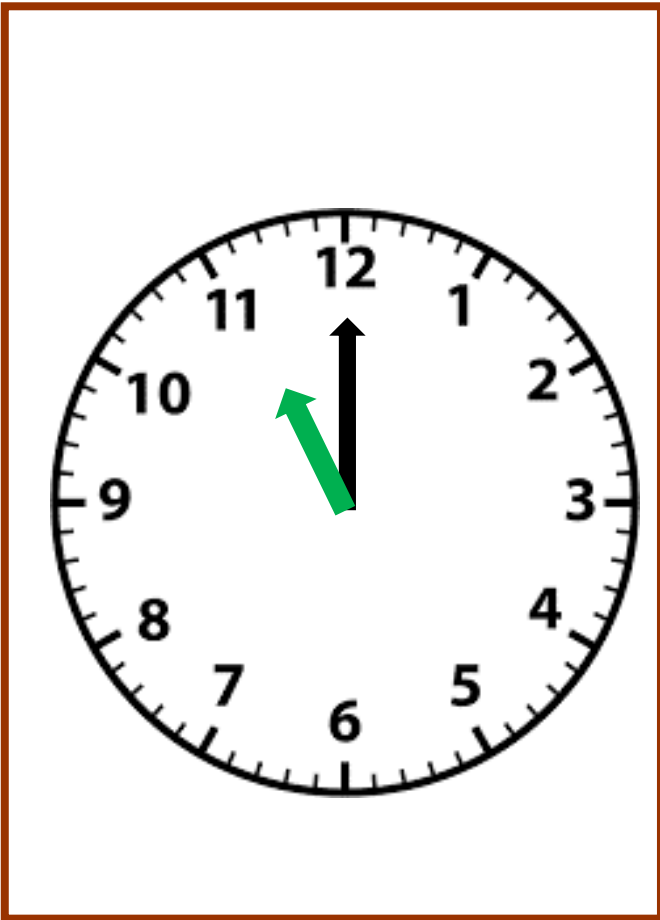





7




3










samen
10


3 ● 


5 ● 


? ● 




samen
10


2 ● 


4 ● 


? ● 




samen
10


1 ● 


8 ● 

? ● 



samen
10

0 ● 

7 ● 

? ● 